

2020 GLOBAL

# LG DIGITAL SIGNAGE

Commercial Displays and Solutions



\* All images used are for illustrative purposes only.



Download  
LG C-Display+  
Mobile App  
Google Play Store

[www.lg.com/global/business/information-display](http://www.lg.com/global/business/information-display)  
[www.youtube.com/c/LGCommercialDisplay](https://www.youtube.com/c/LGCommercialDisplay)  
[www.facebook.com/LGInformationDisplay](https://www.facebook.com/LGInformationDisplay)  
[www.linkedin.com/company/lginformationdisplay](https://www.linkedin.com/company/lginformationdisplay)  
[twitter.com/LG\\_ID\\_HQ](https://twitter.com/LG_ID_HQ)

LG may make changes to specifications and product descriptions without notice.  
Copyright © 2020 LG Electronics Inc. All rights reserved. "LG Life's Good" is a registered trademark of LG Corp.  
The names of products and brands mentioned here may be the trademarks of their respective owners.



WELCOME TO OUR SHOPPING MALL

20% OPENING DISCOUNT

SPECIAL EVENT SALE

TO SHINE YOUR WRIST

PREVIOUS SEASON SALE

GET TO YOUR GRATEFUL

A CAR FOR SPECIAL PERSON LIKE YOU

**Shape Immersive Moments.  
Share Innovative Experience.**

Believe your business should be more impactful and iconic. LG Business Solution is here to realize the true potential of your business. Display all your boundless ideas on digital signage and watch the technology of LG Business Solutions shapes them into immersive moments. Make your ideas more outstanding through reality and vividness beyond your imagination and interactivity that allows people to engage. All immersive moments combine to create innovative experience for your business.

# CONTENTS



---

## LG Digital Signage Introductions

- LED	06
- OLED	16
- High Brightness	22
- Touch	30
- Video Wall	36
- Stretch	44
- UHD	48
- FHD	56
- webOS Smart Signage Platform	64
- SuperSign Solution	66
- Extended Care	70



## LED

Various Designs for Customer's Demands,  
Offers Great Visual Effects Through High Durability

---

LG boasts unprecedented visual performance and stability by expanding its industry-leading display technology to LED signage. LG also has a variety of lineups to offer customized solutions in the indoor/outdoor environment.

## LED KEY FEATURE

LG boasts unprecedented visual performance and stability by expanding its industry-leading display technology to LED signage. LG also has a variety of lineups to offer customized solutions in the indoor/outdoor environment.



### Meeting Room / Board Room

Not only does the large bezel-free size increase the concentration of participants, but it also enables a hassle-free meeting by delivering details of various content clearly including text and videos, with excellent picture quality.

Related Product :  
**LSAA, LSAB, LAAF, LAEB**



### Lobby / Auditorium

In addition to the role of greeting visitors and providing information, it makes a company's inner space more unique with customized design and size, which makes it a landmark symbolizing the company's identity.

Related Products :  
**LSAA, LSAB, LAAF, LAT, LAS-F, LSCB**



### Control Room

Infinite scaling is possible in response to the various sizes of control rooms, and bezel-less design enables complete monitoring without blind spots of information. In addition, LG's strict quality management and systematic services ensure more stable operation in the control room, which operates 24 hours a day.

Related Products :  
**LSAA, LSAB, LAPE**



### Retail

By turning a shopping spot into an entertainment space, it makes customers stay more and maximizes profits by increased consumption and advertising effect.

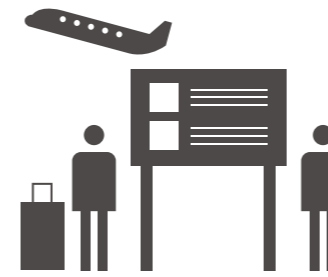
Related Products :  
**LAT, LAPE, LSBA, LSCA, LSCB**



### Theater

It produces more vivid colors with increased immersion through a DCI-certified LED screen. Also, the compatibility with Dolby Media Server & Dolby Atmos, as well as efficient space use thanks to not requiring an additional projection room ensures immersive cinema experiences and stable operation.


Related Products :  
**LADF**



### Transportation

With 24 hours of stable operation, customizable size for various spaces, designs to reflect spatial identity, and viewing angle to reproduce accurate colors from any point of view, it provides real-time information smoothly and ensures excellent advertising delivery.

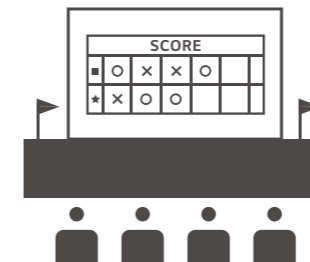
Related Products :  
**LSAA, LSAB, LAPE, LAS-F, LSBA, LSCA, LSCB**



### DOOH

It has high visibility that attracts the attention of passersby among the flood of information. It also has durability to withstand harsh weather conditions & outer impacts and enhances the value of a building with maximized advertising effect.


Related Products :  
**LBS-V, GSCA, GSCC, GSCD**



### Stadium

With high luminance delivering content clearly even under direct sunlight, durability to withstand extreme weather, and high refresh rate to deliver advertising content without distortion, it can broadcast real-time matches smoothly and helps to make profits through advertisement.

Related Products :  
**LBS, LBB**



### Cruise

The cruise-suitable display with seawater resistance allows passengers to experience more pleasant leisure time on the ship and provides various content and event information as well as maximizes profits through advertisement.

Related Products :  
**GNEA**



**Micro LED**

LSAB | P0.93 P1.25

Brightness	600 nit (Peak. 1,200 nit)
Contrast Ratio	50,000 : 1 (Peak. 100,000 : 1)
Cabinet Size (W x H x D)	600 x 337.5 x 44.9 mm
Cabinet Weight	6.5 kg
Serviceability	Front and Rear
Design Feature	Cable-less Installation, Optional Stand for UHD Package
EMC	EMC Class "B"



**LED Cinema**

LADF | P3.33

Brightness	48 nit (DCI-compliant)
Screen Resolution	4,096 x 2,160 (4K / DCI-compliant)
Contrast Ratio	4,000 : 1 (Minimum)
Color Space (Gamut)	DCI-P3 (DCI-compliant)
4K Total Size (W x H)	14,080 x 7,200 mm
4K Total Weight	2,640.0 kg



**Optimum Cable-less Series**

LSAA | P0.93 P1.25 P1.56

Brightness	600 nit (Peak. 1,200 nit)
Contrast Ratio	5,000 : 1 (Peak. 9,000 : 1)
Cabinet Size (W x H x D)	600 x 337.5 x 44.9 mm
Cabinet Weight	6.9 kg
Serviceability	Front and Rear (Module: Front Only)
Design Feature	Cable-less Installation, Optional Stand for FHD/UHD Package
EMC	EMC Class "B"

\* Based on P1.25 specification



**130" All-in-one Premium Series**

LAAF | P1.50

Brightness	500 nit
Contrast Ratio	5,000 : 1
Screen Size (W x H x D)	2,880 x 1,620 x 128.5 mm (Based on Full HD)
Screen Weight	162.0 kg
Serviceability	Front and Rear
Design Feature	Controller and Sound Embedded, Optional Stand



**Real Curve Series**

LAPE | P1.50 P2.00 P2.50

Brightness	1,000 nit (Remote Power) 700 nit (Embedded Power)
Contrast Ratio	6,000 : 1
Cabinet Size (W x H x D)	480 x 540 x 53 mm (Remote Power) 480 x 540 x 105 mm (Embedded Power)
Cabinet Weight	6.0 kg (Remote Power), 10.1 kg (Embedded Power)
Serviceability	Front and Rear
Design Feature	±1,000R Curved Installation



**136" All-in-one Essential Series**

LAEB | P1.56

Brightness	800 nit
Contrast Ratio	3,000 : 1
Screen Size (W x H x D)	3,000 x 1,678 x 38 mm (Based on Full HD)
Screen Weight	140.0 kg
Serviceability	Front
Design Feature	Controller Embedded, Optional Stand

**INDOOR LED LINE UP**

\* Product lineups may differ by region. For more details of the products, please check with the data sheet of each product.



\* This is for illustrative purpose only.

**Transparent LED Film**

LAT | P24

Brightness	1,000 nit
Transparency	≥70%
Contrast Ratio	≥100,000 : 1
Film Size	668 × 480 × 2.0 mm (with Front & Back Protection Film)
Film Weight	0.73 kg
Film Trimming	Yes (Parallel to the Bezel Side Only)
Design Feature	Self-adhesive, ±1,100R Curved Installation (Glass Only)



**Compact Series**

LSBA | P2.50 P3.90

Brightness	1,000 nit
Contrast Ratio	8,000 : 1
Cabinet Size (W × H × D)	P2.5: 500 × 500 × 74 mm P3.9: 500 × 500 × 77 mm
Cabinet Weight	7.5 kg
Serviceability	Front
IP Rating	IP5X



\* This is for illustrative purpose only.

**Transparent LED Film**

LAT | P14

Brightness	2,100 nit
Transparency	50%
Contrast Ratio	≥100,000 : 1
Film Size	655 × 492 × 2.7 mm (with Front & Back Protection Film)
Film Weight	0.94 kg
Film Trimming	Yes (Parallel to the Bezel Side Only)
Design Feature	Self-adhesive, ±1,100R Curved Installation (Glass Only)



**Versatile Series**

LSCA | P2.97 P3.91

Brightness	1,000 nit
Cabinet Size (W × H × D)	500 × 1,000 × 66 mm 500 × 500 × 66 mm
Cabinet Weight	8.0 kg - 14.0 kg
Serviceability	Front or Rear (One Option Only)
Design Feature	90° Corner Option
IP Rating	IP30



**Fine-pitch Essential Series**

LAS-F | P0.94 P1.26 P1.45 P1.57 P1.89 P2.52

Brightness	600 nit
Contrast Ratio	7,000 : 1
Cabinet Size (W × H × D)	604.8 × 340.2 × 72.5 mm
Cabinet Weight	7.2 kg
Serviceability	Front
Design Feature	Cable-less Installation
IP Rating	IP5X



**Ultra Slim Series**

LSCB | P1.56 P1.87 P2.50

Brightness	800 nit
Cabinet Size (W × H × D)	600 × 337.5 × 35 mm
Cabinet Weight	5.2 kg
Serviceability	Front
Design Feature	90° Corner Option, Fire Resistant (BS 476 Part 7 Certified)
EMC	EMC Class "B"
IP Rating	IP30



**Premium Series**

**LBS** | P6.00 P8.00 P10.67 P12.00 P16.00

Brightness	6,000 nit
Contrast Ratio	3,000 : 1
Cabinet Size (W x H x D)	P6.00: 1,152 x 768 x 217 mm P8.00 - P16.00: 1,536 x 1,536 x 222 mm
Cabinet Weight	P6.00: 42.0 kg P8.00 - P16.00: 104.0 kg
Serviceability	P6.00: Front or Rear (One Option Only) P8.00 - P16.00: Front and Rear
IP Rating	IP65 / IP54 (Front / Rear)



**Essential Series**

**GSCC** | P6.66 P8.00 P16.00

Brightness	P6.66, P8.00: 5,000 nit P16.00: 8,000 nit
Cabinet Size (W x H x D)	P6.66, P8.00: 640 x 720 x 90 mm P16.00: 640 x 720 x 100 mm
Cabinet Weight	P6.66, P8.00: 18.5 kg P16.00: 17.0 kg
Serviceability	Front or Rear (One Option Only)
IP Rating	IP65 / IP54 (Front / Rear)



**Premium Slim Series**

**LBS-V** | P6.25 P8.33 P10.00

Brightness	6,000 nit
Contrast Ratio	3,000 : 1
Cabinet Size (W x H x D)	800 x 1,600 x 143.5 mm
Cabinet Weight	40.0 kg
Serviceability	Front and Rear
IP Rating	IP66



**Versatile Series**

**GSCA** | P3.91 P4.63

Brightness	5,000 nit
Cabinet Size (W x H x D)	P3.91: 500 x 1,000 x 68 mm / 500 x 500 x 68 mm P4.63: 500 x 1,000 x 67 mm / 500 x 500 x 67 mm
Cabinet Weight	12.0 kg (Half-sized Cabinet 8.0 kg)
Serviceability	Front or Rear (One Option Only)
Design Feature	90° Corner Option
IP Rating	IP65



**Ultra Light Series**

**GSCD** | P10.00

Brightness	5,000 nit
Cabinet Size (W x H x D)	1,000 x 1,000 x 86 mm / 1,000 x 500 x 86 mm
Cabinet Weight	19.0 kg (Half-sized Cabinet 10.6 kg)
Serviceability	Front or Rear (One Option Only)
IP Rating	IP65



**Marine Grade Series**

**GNEA** | P6.25 P8.33 P10.00

Brightness	6,000 nit
Contrast Ratio	3,000 : 1
Cabinet Size (W x H x D)	800 x 1,600 x 143.5 mm
Cabinet Weight	40.0 kg
Design Feature	Anti-salinity Coating
IP Rating	IP67



**Stadium Series (Perimeter)**

**LBB** | P10.00


Brightness	6,000 nit
Cabinet Size (W x H x D)	1,600 x 900 x 124 mm
Cabinet Weight	65.0 kg
Serviceability	Module: Front or Rear (One Option Only), PDU: Rear
IP Rating	IP65

# OLED

## Artistic Space beyond Display


---

Beyond its informative features, LG OLED signage delivers unsurpassed advertising effectiveness, redesigning space as a prestige-enhancing landmark with perfect colors and innovative forms.



## OLED KEY FEATURE

### Unrivalled Picture Quality



LCD

LG OLED Signage

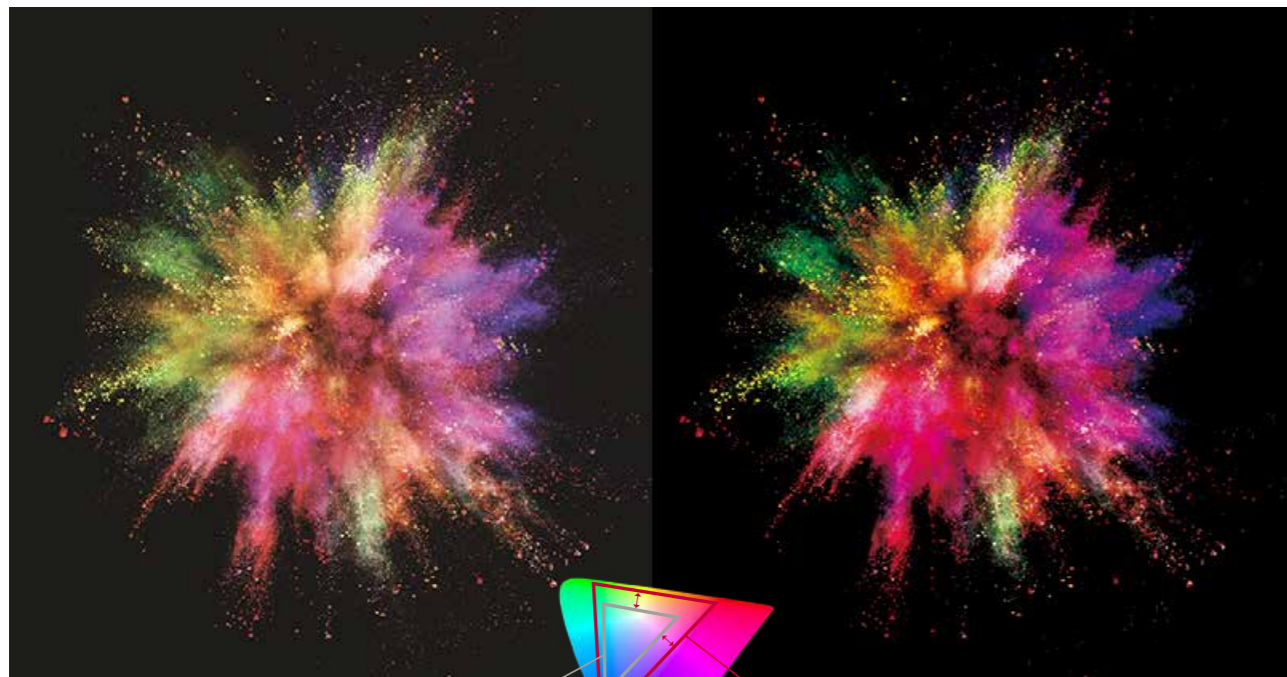
#### True Black

Equipped with over 8 million self-lighting pixels operating individually, LG OLED Signage reproduces absolute blacks with no light spread and offers infinite contrast.



#### Wide Viewing Screen

LG OLED Signage delivers its awe-inspiring picture quality and brightness even from wide viewing angles.




LCD

LG OLED Signage

#### Lifelike Color

LG OLED Signage provides richness in all colors, bringing colors to life with superb accuracy and vividness.



#### Flexible Design

LG OLED technology doesn't require a backlight unit nor a liquid crystal layer so it offers a flexible design with unbelievably lightweight and slim features.

OLED LINE UP

\* Product lineups may differ by region. For more details of the products, please check with the data sheet of each product.



**Transparent OLED Touch**

EW5TF | 55"

Resolution	1,920 × 1,080	
Brightness	150 / 400 nit (APL* 100% / 25%, Without Glass)	
Transparency	33% (Set)	
Orientation	Portrait / Landscape	
Operation Hours	18 / 7 (Moving Content Only)	
Depth / Weight	7.0 mm / 14.6 kg (Head)	
Connectivity	Input	HDMI, DP, USB 2.0 Type A, USB 2.0 Type A (Touch Control Board Only)
	Output	DP, Audio, Touch USB (USB2.0 Type B)
	External Control	RS232C In / Out, RJ45 (LAN) In / Out, IR In (External IR Receiver)
Key Feature	P-Cap Touch, Tempered Front Glass	

\* APL : Average Picture Level



**Wallpaper OLED in Glass**

EG5CE | 55"

Resolution	1,920 × 1,080	
Brightness	150 / 400 nit (APL 100% / 25%)	
Orientation	Portrait / Landscape	
Operation Hours	18 / 7 (Moving Video Only)	
Depth / Weight	13 mm (Head) / 28.5 kg (Head)	
Connectivity	Input	HDMI, DP, USB 2.0 Type A (2)
	Output	DP, Audio
	External Control	RS232C In / Out, RJ45 (LAN) In / Out, IR In (External IR Receiver)



**Transparent OLED**

EW5F EW5G | 55"

Resolution	1,920 × 1,080	
Brightness	150 / 400 nit (APL 100% / 25%, Without Glass)	
Transparency	38% (Set)	
Orientation	Portrait / Landscape	
Operation Hours	18 / 7 (Moving Content Only)	
Depth / Weight	6.6 mm / 13.9 kg (Head)	
Connectivity	Input	HDMI, DP, USB 2.0 Type A (2)
	Output	DP, Audio
	External Control	RS232C In / Out, RJ45 (LAN) In / Out, IR In (External IR Receiver)
Key Feature	IEC 61373 Verified Design, Tempered Front Glass	



**Flexible Open Frame OLED**

EF5F EF5G | 55"

Resolution	1,920 × 1,080	
Brightness	150 / 400 nit (APL 100% / 25%)	
Orientation	Portrait / Landscape	
Operation Hours	18 / 7 (Moving Content Only)	
Depth / Weight	12.4 mm (Head Only) / 7.8 kg (Portrait, Head), 6.6 kg (Landscape, Head)	
Connectivity	Input	HDMI, DP, USB 2.0 Type A (2)
	Output	DP, Audio
	External Control	RS232C In / Out, RJ45 (LAN) In / Out, IR In (External IR Receiver)
Key Feature	On-site Customization with Curvature Calibrator (Optional)	

\* Based on EF5F specification



**Wallpaper OLED**

EJ5E | 65" 55"

Resolution	65": 3,840 × 2,160, 55": 1,920 × 1,080	
Brightness	150 / 400 nit (APL 100% / 25%)	
Orientation	Portrait / Landscape	
Operation Hours	65": 12 / 7 (Moving Video Only) 55": 18 / 7 (Moving Video Only)	
Depth / Weight	65": 6.0 mm / 9.9 kg (Head) 55": 4.9 mm / 6.6 kg (Head)	
Connectivity	Input	HDMI, DP, USB 2.0 Type A (2)
	Output	DP, Audio
	External Control	RS232C In / Out, RJ45 (LAN) In / Out, IR In (External IR Receiver)
Key Feature	Dedicated Wall Fixers for Seamless Installation	



**Video Wall OLED**

EV5E | 65"

Resolution	3,840 × 2,160	
Brightness	150 / 400 nit (APL 100% / 25%)	
Bezel Width (T/B/L/R)	1.2 / 1.2 / 1.2 / 1.2 mm (Off-bezel) 9.1 / 9.1 / 8.7 / 11.6 mm (On-bezel)	
Depth	7.9 mm (Head)	
Orientation	Portrait	
Operation Hours	12 / 7 (Moving Video Only)	
Connectivity	Input	HDMI, DP, USB 2.0 Type A (2)
	Output	DP, Audio
	External Control	RS232C In / Out, RJ45 (LAN) In / Out, IR In (External IR Receiver)
Key Feature	Uniform Brightness with VLC* Technology	

\* VLC: Video Wall Luminance Compensation

# HIGH BRIGHTNESS

## Outstanding Visibility with Reliable Performance

With superior picture quality and excellent durability, the display's eye-catching content will captivate customers even under direct sunlight or extreme environmental fluctuations.



Train number	Class	Destination	Arrivals	Track	Numbering of wagons
709	High speed	N.Novgorod-Moscow	14:58	1	rear
717	High speed	Ivanovo-Moscow	10:50		rear
064	Express	Adler-Moscow	11:25		rear
835	High speed	Kovrov-Moscow	12:20		rear
142	Express	Lgov-Moscow	12:31		rear
072	Passenger	Belgorod-Moscow	12:56		rear
058	High speed	Stary Oskol-Moscow	13:10		rear
020	Express	Kharkiv-Moscow	15:52		rear
7050	sub	Tula-Moscow	15:57		
737	High speed	Ivanovo-Moscow	16:05		rear
7081	sub	Vladimir-Moscow	16:09	8T	
701	High speed	N.Novgorod-Moscow	16:20	1	rear

**HIGH BRIGHTNESS** KEY FEATURE



**Captivating High Brightness**

LG high brightness displays provide a variety of options from window-facing to IP-rated outdoor displays, based on customers' requirement. Even on the outside with direct sunlight, it offers crisp & clear picture and maximizes advertising impact by catching the attention of passersby.



**Wide Operating Temperature Range**

The panel offers superb reliability under a wide range of operating temperatures\*, so LG high brightness displays requires fewer constraints for installation, reducing additional costs for air conditioning system.

\* The operating temperatures vary by model series.



**Long Lasting Brightness**


By adding more LED units, the LG outdoor displays\* operate brighter at a low temperature, thereby maintains its brightness longer.

\* Only available in some models.



**Visible with Polarized Sunglasses**

QWP(Quarter Wave Plate) enables clear visibility even when the viewer is wearing polarized sunglasses.



**Conformal Coating**

The product can be often unavoidably exposed to dust and water during maintenance. Conformal coating on every major circuit board eliminates such troubles by protecting it against dust, iron powder, humidity, etc.



**IP-Rated Design**

Sealed with IP56\* design for reliable operation, it is not only waterproof but also weatherproof against the damaging effects of the sun, rain, snow, dust and wind, an essential feature for outdoor application.

\* Only available in some models.

**HIGH BRIGHTNESS LINE UP**

\* Product lineups may differ by region. For more details of the products, please check with the data sheet of each product.



**Window Facing**

**XS4F | 55" 49"**

Resolution	1,920 × 1,080	
Brightness	4,000 nit (Typ.), 3,200 nit (Min.)	
Orientation	Portrait / Landscape	
Operation Hours	24 / 7	
Connectivity	Input	HDMI (2), DP, DVI-D, Audio, USB 3.0 Type A
	Output	DP, External Speaker (L/R)
	External Control	RS232C In / Out, RJ45 (LAN) In, IR In
Operation Temperature	0°C to 40°C	



**Open Frame**

**XF3ES | 75"**

Resolution	3,840 × 2,160	
Brightness	3,000 nit (Typ.), 2,800 nit (Min.)	
Orientation	Portrait / Landscape	
Operation Hours	24 / 7	
Connectivity	Input	HDMI (2), DP, DVI-D, Audio, USB
	Output	DP, External Speaker (L/R)
	External Control	RS232C In / Out, RJ45 (LAN) In, IR In
Operation Temperature	0°C to 50°C	
Key Feature	Optimized Design for two back-to-back Installation	



**Window Facing**

**XS2E | 75" 55" 49"**

Resolution	75": 3,840 × 2,160 55", 49": 1,920 × 1,080	
Brightness	2,500 nit (Typ.), 2,250 nit (Min.)	
Orientation	Portrait (75": Clockwise) / Landscape	
Operation Hours	24 / 7	
Connectivity	Input	HDMI (2), DP, DVI-D, Audio, USB, SD Card (75" Only)
	Output	DP, External Speaker (L/R)
	External Control	RS232C In / Out, RJ45 (LAN) In, IR In
Operation Temperature	75": 0°C to 40°C 55", 49": 0°C to 45°C	



**Open Frame**

**XF3C | 75"**

Resolution	3,840 × 2,160	
Brightness	3,000 nit (Typ.), 2,400 nit (Min.)	
Orientation	Portrait (Clockwise) / Landscape	
Operation Hours	24 / 7	
Connectivity	Input	HDMI (2), DP, DVI-D, Audio, USB 3.0, SD Card
	Output	DP, External Speaker (L/R)
	External Control	RS232C In / Out, RJ45 (LAN) In, IR In, Pixel Sensor In
Operation Temperature	0°C to 50°C	
Operation Humidity	10% to 85%	



**Open Frame**

**XF3E | 55" 49"**


Resolution	1,920 × 1,080	
Brightness	3,000 nit (Typ.), 2,400 nit (Min.)	
Orientation	Portrait / Landscape	
Operation Hours	24 / 7	
Connectivity	Input	HDMI (2), DP, DVI-D, Audio, USB
	Output	DP, External Speaker (L/R)
	External Control	RS232C In / Out, RJ45 (LAN) In, IR In
Operation Temperature	0°C to 50°C	
Operation Humidity	10% to 80%	



**IP Rated Outdoor**

**XE3C | 75"**

Resolution	3,840 × 2,160	
Brightness	3,000 nit (Typ.), 2,400 nit (Min.) (Through Front Protective Glass)	
Orientation	Portrait	
Operation Hours	24 / 7	
Connectivity	Input	HDM, DP, DVI-D, Audio, USB 3.0, SD Card, HDTV Formats
	Output	DP, External Speaker (L/R)
	External Control	RS232C In / Out, RJ45 (LAN) In
Operation Temperature / Humidity	-30°C to 50°C / 5% to 100%	
Key Feature	IP56 Design, Optional Stand	



**IP Rated Outdoor**

**XE4F | 55" 49"**

Resolution	1,920 × 1,080	
Brightness	4,000 nit (Typ.), 3,200 nit (Min.)	
Orientation	Portrait / Landscape	
Operation Hours	24 / 7	
Connectivity	Input	HDMI (2), DP, USB 2.0 Type A (2)
	Output	External Speaker (L/R)
	External Control	RS232C In / Out, RJ45 (LAN) In (2, LAN, HDBaseT) / Out
Operation Temperature / Humidity	-30°C to 50°C / 5% to 100%	
Key Feature	IP56 Design, IK10 Certified Front Glass	



**IP Rated Outdoor**

**XEB3E | 49"**

Resolution	1,920 × 1,080	
Brightness	3,000 nit (Typ.), 2,400 nit (Min.) (Through Front Protective Glass)	
Orientation	Portrait	
Operation Hours	24 / 7	
Connectivity	Input	HDMI, DP, DVI-D, Audio, USB
	Output	DP, External Speaker (L/R)
	External Control	RS232C In / Out, RJ45 (LAN) In / Out
Operation Temperature / Humidity	-30°C to 50°C / 5% to 100%	
Key Feature	IP56 Design, Optional Stand (1 × 1, 1 × 3)	



**IP Rated Outdoor**

**XE3FS | 86"**

Resolution	3,840 × 2,160	
Brightness	3,000 nit (Typ.), 2,800 nit (Min.)	
Orientation	Portrait	
Operation Hours	24 / 7	
Connectivity	Input	HDMI, DP, DVI-D, Audio, USB 2.0 Type A
	Output	External Speaker (L/R)
	External Control	RS232C In / Out, RJ45 (LAN) In / Out (4), IR In
Operation Temperature / Humidity	-30°C to 50°C / 5% to 100%	
Key Feature	IP56 Design, Power Protection (Circuit Breaker)	

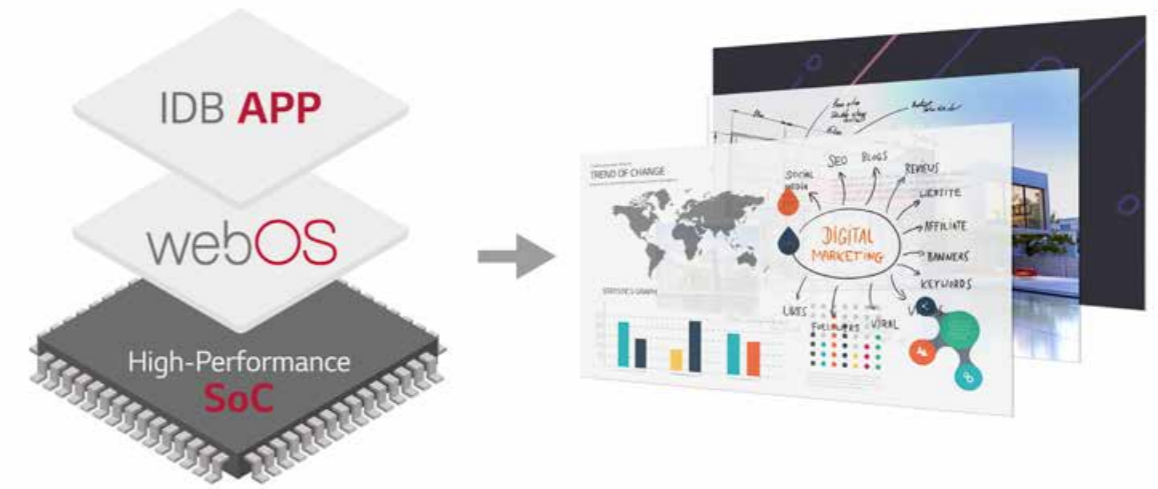


**TOUCH** KEY FEATURE



**Outstanding Touch Performance**

LG touch displays are equipped with various cutting-edge touch technologies which deliver a high-quality user experience (UX) and boost your business efficiency with outstanding and reliable touch performance.



**All-in-one Touch and Writing Solution**

The embedded IDB (Interactive Digital Board) app\* and webOS Smart Signage platform have been integrated into a high performance SoC (System-on-chip), so no separate PC or software is necessary for touch, writing, and collaboration solutions.

\* Only available in some models.



**Multi Touch Experience**

Capable of recognizing multi point-touches\* at once, the screen enables various touch applications to be applied as well as provides users more realistic and interesting touch experiences.

\* Touch points can vary depending on the models and connection environment.



**Palm Erasing**

LG touch display allows you to easily erase texts, pictures, etc, written on the screen by using your own hands.\* This is not only easier than erasing with the stylus, but also makes you feel more natural, like you're erasing a real whiteboard.

\* Only available in some models.



**Screen Sharing**

The LG IDB model series allows you to share screens with laptops or other mobile devices for more engaging and smarter meetings and classes.



**Intuitive UX**

New Interactive Display Application supports intuitive UX\* that includes a simple launcher menu, easy control center, and seamless tool bar.

\* Only available in some models.



### Interactive Digital Board (In-Cell Touch)

TN3F | 86"

Resolution	3,840 × 2,160
Brightness	350 nit (w/ Glass, Typ.), 280 nit (w/ Glass, Min.)
Orientation	Landscape
Operation Hours	16 / 7
Connectivity	Input HDMI (3), DP, DVI-D, Audio, USB (USB2.0 Type A (2), USB2.0 Type C)
	Output Touch USB (2)
	External Control RS232C In / Out, RJ45 (LAN) In
Touch Type	In-Cell
Multi Touch Point	Finger: Max 20 Point (Windows) Finger: Max 10 Point (webOS) Active Pen: Max 2 Point



### P-Cap Touch

TC3D | 75" 55"

Resolution	75": 3,840 × 2,160, 55": 1,920 × 1,080
Brightness	75": 500 nit (w/o Glass), 410 nit (w/ Glass) 55": 450 nit (w/o Glass), 370 nit (w/ Glass)
Orientation	Portrait / Landscape
Operation Hours	24 / 7
Connectivity	Input HDMI (3), DP, DVI-D, RGB, Audio, USB (USB3.0 Type, USB2.0 Type (2)), Touch Out (USB2.0, B Type (2))
	External Control RS232C In / Out, RJ45 (LAN) In
Touch Type	P-Cap (Ag Metal Mesh)
Multi Touch Point	Max 40 Points (Windows) Max 10 Points (webOS)



### Interactive Digital Board (IR Touch)

TR3BF | 86" 75" 65" TR3BG | 65" 55"

Resolution	3,840 × 2,160
Brightness	86": 360 nit (w/o Glass, Typ.), 330 nit (w/ Glass, Typ.) 75": 360 nit (w/o Glass, Typ.), 330 nit (w/ Glass, Typ.) 65": 380 nit (w/o Glass, Typ.), 350 nit (w/ Glass, Typ.)
Orientation	Landscape
Operation Hours	16 / 7
Connectivity	Input HDMI (3), RGB, Audio, USB (USB3.0 Type A (3), USB2.0 Type A (3))
	Output HDMI, Audio (1, Optical), Touch USB (2)
	External Control RS232C In, RJ45 (LAN) In
Touch Type	IR
Multi Touch Point	Max 20 Points

\* Based on TR3BF specification



### IR Touch

TA3E | 55" 49" 43" 32"

Resolution	1,920 × 1,080
Brightness	450 nit (w/ Glass 325 nit)
Orientation	Portrait / Landscape
Operation Hours	24 / 7
Connectivity	Input HDMI (2), DP, DVI-D, RGB, Audio, Pixel Sensor, USB 3.0, HDTV Formats
	Output DP, Audio
	External Control RS232C In / Out, RJ45 (LAN) In, IR In
Touch Type	IR (Scattering)
Multi Touch Point	Max 10 Point



### Touch Overlay Kit

KT-T | 75" 55" 49" 43" 32"

Touch Type	IR (Infrared Rays) Scattering
Multi Touch Point	Max 10 Points
Compatible Products	75": UH5E, UM3E, UH5C, UM3C 55": SH7(P)E, SH7DD/E, SM5(K)D/E, SL5B/E, SL5PE, SM3C, SE3(K)D/DD/E 43": SH7(P)E, SH7DD/E, SM5(K)D/E, SL5B/E, SL5PE, SM3C, SE3(K)D/DD/E 32": SM5(K)D/E, SE3(K)D/E

# VIDEO WALL

Artistic Immersion, Overwhelming Captivation

Seamlessly assembled on a large video wall screen, the impressive immersion generated by LG's extremely narrow bezel provides an extraordinary viewing experience.



## VIDEO WALL KEY FEATURE



### A World-Class Bezel

The ultra-narrow bezel creates a visually stunning digital wall to effectively deliver dynamic content and immerse the viewers. The large screen it generates is enough to captivate the attention of passersby.



### Smart Calibration

Smart Calibration\* is a solution that enables error-free calibration while dramatically reducing time and costs compared to existing sensor calibration methods. It analyzes not only the color property differences within each individual display but also the property differences between the connected displays, eliminating the need for any additional manual color adjustments.

\* Only available in some models.



### Uniform Color Expression

The LG video wall series has enhanced uniformity, including the four corners of the display, to deliver vivid and consistent color throughout the screen.



### Power Redundancy

LG offers a video wall which is designed to ensure uninterrupted power supply with an optional external power box\*, providing users with efficient operation.

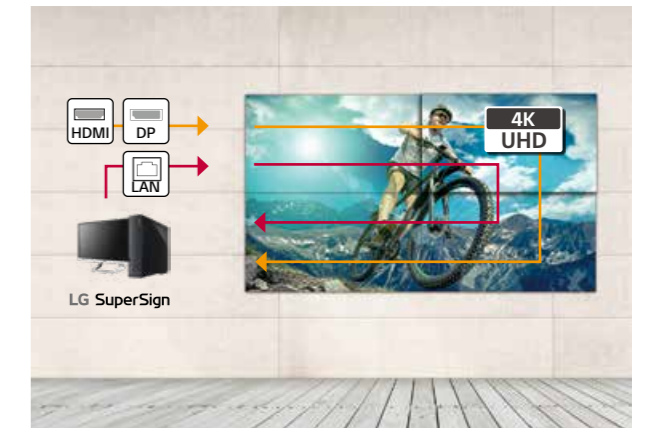
\* Only available in 55SVH7PF



### High Viewing Angle

Large screens are usually positioned higher than human-eye level, making uniform picture quality essential for video walls. The viewing angle\* of the LG video wall series is high enough to display vivid colors throughout the screen with no distortion.

\* This may differ by models (from 45° to 60°).



### Daisy Chain Capability

A LAN daisy chain\* allows you to control and monitor video walls and even update their firmware at once. Also, through UHD daisy chain\* using HDMI and DisplayPort, you can easily set up a UHD video wall without the need of DisplayPort MST or Matrox graphics card.

\* Only available in some models.



**0.44mm Even Bezel**

SVH7PF | 55"

Resolution	1,920 × 1,080	
Brightness	700 nit (Typ.)	
Bezel Width	0.44 mm (Even)	
Surface Treatment (Haze)	28%	
Orientation	Portrait / Landscape	
Operation Hours	24 / 7	
Connectivity	Input	HDMI (2), DP, DVI-D, Audio, USB2.0 Type A
	Output	DP, Audio
	External Control	RS232C In / Out, RJ45 (LAN) In / Out, IR In
Key Feature	External Power Supply (Optional), Smart Calibration	



**0.44mm Even Bezel**

SVM5F | 55"

Resolution	1,920 × 1,080	
Brightness	500 nit (Typ.)	
Bezel Width	0.44 mm (Even)	
Surface Treatment (Haze)	28%	
Orientation	Portrait / Landscape	
Operation Hours	24 / 7	
Connectivity	Input	HDMI (2), DP, DVI-D, Audio, USB2.0 Type A
	Output	DP, Audio
	External Control	RS232C In / Out, RJ45 (LAN) In / Out, IR In
Key Feature	Smart Calibration	



**0.44mm Even Bezel**

SVH7F | 55"

Resolution	1,920 × 1,080	
Brightness	700 nit (Typ.)	
Bezel Width	0.44 mm (Even)	
Surface Treatment (Haze)	3%	
Orientation	Portrait / Landscape	
Operation Hours	24 / 7	
Connectivity	Input	HDMI (2), DP, DVI-D, Audio, USB2.0 Type A
	Output	DP, Audio
	External Control	RS232C In / Out, RJ45 (LAN) In / Out, IR In
Key Feature	Smart Calibration	



**1.8mm Bezel to Bezel**

VH7E | 55" 49"    VH7E-H | 55"

Resolution	1,920 × 1,080	
Brightness	700 nit (Typ.)	
Bezel Width	0.9 mm (Even), B to B 1.8 mm	
Surface Treatment (Haze)	VH7E-H: 44%, VH7E: 3%	
Orientation	Portrait / Landscape	
Operation Hours	24 / 7	
Connectivity	Input	HDMI (2), DP, DVI-D, Audio, USB2.0 Type A
	Output	DP, Audio
	External Control	RS232C In / Out, RJ45 (LAN) In / Out, IR In



**1.8mm Bezel to Bezel**

VM5E | 55" 49"

Resolution	1,920 × 1,080	
Brightness	500 nit (Typ.)	
Bezel Width	0.9 mm (Even), B to B 1.8 mm	
Surface Treatment (Haze)	3%	
Orientation	Portrait / Landscape	
Operation Hours	24 / 7	
Connectivity	Input	HDMI (2), DP, DVI-D, Audio, USB2.0 Type A
	Output	DP, Audio
	External Control	RS232C In / Out, RJ45 (LAN) In / Out, IR In



**3.5mm Bezel to Bezel**

VL7F | 55" 49"

Resolution	1,920 × 1,080	
Brightness	700 nit (Typ.)	
Bezel Width (T,L / B,R)	2.25 mm / 1.25 mm	
Surface Treatment (Haze)	3%	
Orientation	Portrait / Landscape	
Operation Hours	24 / 7	
Connectivity	Input	HDMI (2)(49": HDMI 1), DP, DVI-D, RGB (49" Only), Audio, USB2.0 Type A
	Output	DP, Audio
	External Control	RS232C In / Out, RJ45 (LAN) In, IR In



**3.5mm Bezel to Bezel**

VL5PF | 49"

Resolution	1,920 × 1,080	
Brightness	450 nit (Typ.)	
Bezel Width (T,L / B,R)	2.25 mm / 1.25 mm	
Surface Treatment (Haze)	3%	
Orientation	Portrait / Landscape	
Operation Hours	24 / 7	
Connectivity	Input	HDMI, DP, DVI-D, RGB, Audio, USB3.0 Type A
	Output	DP, Audio
	External Control	RS232C In / Out, RJ45 (LAN) In / Out, IR In



**3.5mm Bezel to Bezel**

VL5F | 55" 49"

Resolution	1,920 × 1,080	
Brightness	55": 500 nit (Typ.) 49": 450 nit (Typ.)	
Bezel Width (T,L / B,R)	2.25 mm / 1.25 mm	
Surface Treatment (Haze)	3%	
Orientation	Portrait / Landscape	
Operation Hours	24 / 7	
Connectivity	Input	HDMI (2)(49": HDMI 1), DP, DVI-D, RGB (49" Only), Audio, USB2.0 Type A
	Output	DP, Audio
	External Control	RS232C In / Out, RJ45 (LAN) In, IR In


# STRETCH

## Space Fitting Design for Effective Advertising

The unique bar-type displays are ideal for showing vertical or horizontal objects without truncation or compound content composed of video and text. Placed on pillars or any long structures, they provide an extraordinary viewing experience.



## STRETCH KEY FEATURE



### Extended Wide Format with High Picture Quality

This bar-type screen is the most promising display for advertisement and information delivery with clear and vivid colors, placed in anywhere.



### Flexibility for Content Management

The product is able to organize multi content with video and text according to user's desired ratio. Also, it is optimized to show a vertical or horizontal object without truncation, providing lifelike viewing experiences to the customers.



### Tiled Scene with Immersive View

The product can show a tiled scene by up to 15 x 15 configuration. This will be the best choice if you want to use a large screen, or provide visual impact to your customers in a different way.

## STRETCH LINE UP

\* Product lineups may differ by region. For more details of the products, please check with the data sheet of each product.



### 32:9 Ultra Stretch

BH7F | 88"

Resolution	3,840 x 1,080	
Brightness	700 nit (Typ.)	
Surface Treatment (Haze)	3%	
Orientation	Portrait / Landscape	
Operation Hours	24 / 7	
Connectivity	Input	HDMI (3), DP, DVI-D, Audio, USB2.0 Type A (2)
	Output	DP, Audio
	External Control	RS232C In / Out, RJ45 (LAN) In / Out, IR In
Monitor Dimension (W x H x D)	2,158.3 x 611.2 x 84.8 mm	

### 58:9 Ultra Stretch

BH5F | 86"



Resolution	3,840 x 600	
Brightness	500 nit (Typ.)	
Surface Treatment (Haze)	10%	
Orientation	Portrait / Landscape	
Operation Hours	24 / 7	
Connectivity	Input	HDMI (3), DP, DVI-D, Audio, USB2.0 Type A (2)
	Output	DP, Audio
	External Control	RS232C In / Out, RJ45 (LAN) In / Out, IR In
Monitor Dimension (W x H x D)	2,158.3 x 348.5 x 81.7 mm	
IP Rating	IP5X	

# UHD

## Absolute Color Vividness on Ultra HD Display

Vibrant colors and powerful performance bring content to life, effectively capturing the attention of passersby, driving traffic to the display's location.



## UHD KEY FEATURE



FULL HD

ULTRA HD

### Ultra HD Resolution

With the resolution that is 4 times higher than FHD, it makes the color and details of the contents more vivid and realistic. In addition, the wide viewing angle applied with LG IPS Panel, provides clear contents with no distortion.



4PB

PIP

### Multi Screen with PBP/PIP

PBP (Picture-By-Picture)\* features multi screen in a single display with up to 4 input sources while PIP (Picture-In-Picture)\* supports playing both main screen and sub screen at the same time with various layouts. This gives great flexibility to allocate space for each content source.

\* Only available in some models.



### Sleek & Practical Design

LG UHD signage has a slim depth which allows easy installation by using less space. Also, the detachable logos\* give users flexibility to arrange the display, while sound effects are provided from built-in speakers\* removing the need for purchasing external speakers.

\* Only applies to some models and the product design may differ by models.



### High Compatibility

For a smarter hassle-free meeting, LG UHD displays have been certified\* Crestron Connected® as well as compatibility with Cisco System. This will ensure automated and integrated control, boosting business management efficiency.

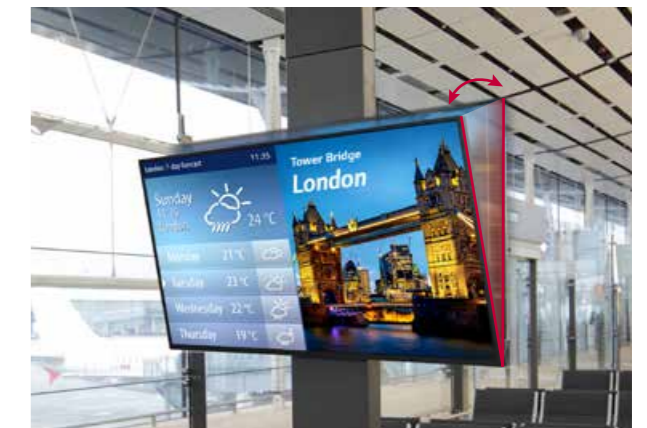
\* Only available in some models.



### IP5x Certified Design

The IP5x Dust-Proof Certification\* ensures that the product is completely protected from dust, eliminating the risk of performance degradation.

\* Only available in some models.



### Tilting Installation Support

When a display is installed at high places, it is usually tilted for the user's comfort viewing. In consideration of this, the display supports the installation with up to 30 degrees of tilt\*.

\* Only available in some models.



**UH7F**

65" 55" 49"

Resolution	3,840 × 2,160	
Brightness	700 nit (Typ.)	
Surface Treatment (Haze)	3%	
Orientation	Portrait / Landscape	
Operation Hours	24 / 7	
Connectivity	Input	HDMI (3), DP, DVI-D, Audio, USB2.0 Type A
	Output	DP, Audio
	External Control	RS232C In / Out, RJ45 (LAN) In, IR In
Tilt (Facedown)	Max. 30° (30°C Temperature, Humidity 50%)	
IP Rating	IP5X	
Speaker	10W × 2ea	



**UH5F-H**

98" 86" 75" 65" 55" 49" 43"

Resolution	3,840 × 2,160	
Brightness	500 nit (Typ.)	
Surface Treatment (Haze)	28%	
Orientation	Portrait / Landscape	
Operation Hours	24 / 7	
Connectivity	Input	HDMI (3), DP, DVI-D, Audio, USB2.0 Type A (2)
	Output	DP, Audio
	External Control	RS232C In / Out, RJ45 (LAN) In, IR In
Tilt (Facedown)	Max. 30° (30°C Temperature, Humidity 50%) * 65", 55", 49", 43" Only	
IP Rating	IP5X * 65", 55", 49", 43" Only	
Speaker	10W × 2ea	



**UH5F**

98" 65" 55" 49" 43"

Resolution	3,840 × 2,160	
Brightness	500 nit (Typ.)	
Surface Treatment (Haze)	3% (98": 1%)	
Orientation	Portrait / Landscape	
Operation Hours	24 / 7	
Connectivity	Input	HDMI (3), DP, DVI-D, Audio, USB2.0 Type A
	Output	DP, Audio
	External Control	RS232C In / Out, RJ45 (LAN) In, IR In
Tilt (Facedown)	Max. 30° (30°C Temperature, Humidity 50%) * Except 98"	
IP Rating	IP5X * Except 98"	
Speaker	10W × 2ea	



**UH5E**

86" 75" 65" 55" 49"

Resolution	3,840 × 2,160	
Brightness	500 nit (Typ.)	
Surface Treatment (Haze)	28% (86", 75": 3%)	
Orientation	Portrait / Landscape	
Operation Hours	24 / 7	
Connectivity	Input	HDMI (3), DP, DVI-D, Audio, USB2.0 Type A (2)
	Output	DP, Audio, External Speaker (65", 55", 49" Only)
	External Control	RS232C In / Out, RJ45 (LAN) In, IR In
Speaker	10W × 2ea (86", 75" Only)	



### UM3F UM3E

UM3F | 98" UM3E | 86" 75"

Resolution	3,840 × 2,160	
Brightness	350 nit (Typ.)	
Surface Treatment (Haze)	3% (98": 1%)	
Orientation	Portrait / Landscape (86": Landscape Only)	
Operation Hours	24 / 7 (86": 16 / 7)	
Connectivity	Input	HDMI (3), DP, DVI-D, Audio, USB2.0 Type A (2)
	Output	DP, Audio
	External Control	RS232C In / Out, RJ45 (LAN) In, IR In
Speaker	10W × 2ea	



### UM3DF

65" 55" 49" 43"

Resolution	3,840 × 2,160	
Brightness	350 nit (Typ.)	
Surface Treatment (Haze)	3%	
Orientation	Portrait / Landscape	
Operation Hours	18 / 7	
Connectivity	Input	HDMI (3), DP, DVI-D, Audio, USB2.0 Type A
	Output	DP, Audio
	External Control	RS232C In / Out, RJ45 (LAN) In, IR In
Tilt (Facedown)	Max. 30° (30°C Temperature, Humidity 50%)	
IP Rating	IP5X	
Speaker	10W × 2ea	



### UM3DG

65" 55" 49" 43"

Resolution	3,840 × 2,160	
Brightness	350 nit (Typ.)	
Surface Treatment (Haze)	1% (55", 49": 3%)	
Orientation	Portrait / Landscape	
Operation Hours	18 / 7	
Connectivity	Input	HDMI (3), USB2.0 Type A
	Output	DP, Audio
	External Control	RS232C In / Out, RJ45 (LAN) In, IR In
Tilt (Facedown)	Max. 15° (30°C Temperature, Humidity 50%)	
IP Rating	IP5X	
Speaker	10W × 2ea	



### UL3G

86" 75" 65" 55" 50" 43"

Resolution	3,840 × 2,160	
Brightness	86", 75", 55", 50": 350 nit (Typ.) 65": 400 nit (Typ.) 43": 300 nit (Typ.)	
Operation Hours	16 / 7	
Connectivity	Input	HDMI (3), USB2.0 Type A (2)
	Output	Audio
	External Control	RS232C In / Out, RJ45 (LAN) In
Speaker	10W × 2ea	



### UT640S

86" 75" 70" 65" 60" 55" 49" 43"

Resolution	3,840 × 2,160	
Brightness	86", 75", 70", 60": 350 nit 65", 55", 49": 400 nit 43": 300 nit	
Video	HDR (10 Pro / HLG)	
Audio	Audio Output (10W + 10W), Speaker System 2.0 ch, LG Sound Sync (Bluetooth required)	
Connectivity	Side	HDMI In 2.0 (2), USB 2.0, CI Slot (Varied by Countries)
	Rear	HDMI In 2.0, RF In, Digital Audio Out (Optical), RS-232C (D-Sub 9pin)(Control & Service), RJ45 (Usage Purpose), External Speaker Out (3.5mm phone jack)
Key Feature	Live TV and Advertisements on One Screen (Built-in TV Tuner)	

# FHD

## A Broad Range of Offers for Diverse Customer Values

Easily installed in any venues, LG digital signage plays an integral role in customer engagement and spatial enhancement.



## FHD KEY FEATURE



### IPS Wide Viewing Angle

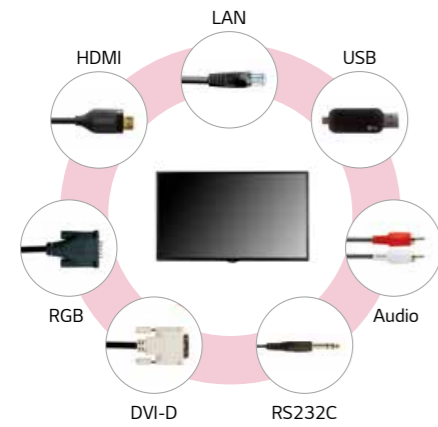

LG IPS panel technology provides better control of the liquid crystals, which in turn allows the screen to be viewed at virtually any angle. So it delivers stable and accurate colors no matter where viewers are.



### Detachable Logo & Built-in Speaker

The detachable logo\* makes it easy for the user to arrange the signage. Also, sounds can be played from built-in speakers\*, offering viewers various multi-media experiences.

\* Only available in some models.



### A Wide Range of Interfaces

Thanks to its high compatibility with diverse interfaces\*, users can select among various input/output sources for optimal content playback and control.

\* Input / output configuration differs by models.



### USB Plug & Play

It supports USB Plug & Play feature, so users can easily set content playback by using a USB.

### Various Applications

Easily installed in any venues, LG digital signage plays an integral role in customer engagement and spatial enhancement.



**SH7E**

55" 49" 43"

Resolution	1,920 × 1,080	
Brightness	700 nit	
Surface Treatment (Haze)	3%	
Orientation	Portrait / Landscape	
Operation Hours	24 / 7	
Connectivity	Input	HDMI (3), DP, DVI-D, Audio, USB
	Output	DP, Audio
	External Control	RS232C In / Out, RJ45 (LAN) In, IR In
Speaker	10W × 2ea	



**SM5KE**

55" 49" 43" 32"

Resolution	1,920 × 1,080	
Brightness	450 nit (32": 400 nit)	
Surface Treatment (Haze)	1%	
Orientation	Portrait / Landscape	
Operation Hours	24 / 7	
Connectivity	Input	HDMI (3), DP, DVI-D, Audio, USB
	Output	DP, Audio
	External Control	RS232C In / Out, RJ45 (LAN) In, IR In
Speaker	10W × 2ea	



**SH7DB-M**

55" 49" 42"

Resolution	1,920 × 1,080	
Brightness	700 nit	
Surface Treatment (Haze)	10%	
Orientation	Portrait / Landscape	
Operation Hours	24 / 7	
Connectivity	Input	HDMI, DP, DVI-D, RGB, Audio, USB
	Output	DP, Audio, External Speaker (L/R)
	External Control	RS232C In / Out, RJ45 (LAN) In, IR In



**SL5B**

55" 49" 43"

Resolution	1,920 × 1,080	
Brightness	450 nit	
Surface Treatment (Haze)	1%	
Orientation	Portrait / Landscape	
Operation Hours	18 / 7	
Connectivity	Input	HDMI, DVI-D, RGB, Audio, USB (2)
	Output	Audio, External Speaker
	External Control	RS232C In / Out, RJ45 (LAN) In, IR In



**SH7DD**

55" 49" 43"

Resolution	1,920 × 1,080	
Brightness	700 nit	
Surface Treatment (Haze)	3%	
Orientation	Portrait / Landscape	
Operation Hours	24 / 7	
Connectivity	Input	HDMI (2), DVI-D, RGB, Audio, USB
	Output	Audio
	External Control	RS232C In / Out, RJ45 (LAN) In, IR In
Speaker	10W × 2ea	



**SM3G**

22"

Resolution	1,920 × 1,080	
Brightness	250 nit (Typ.)	
Surface Treatment (Haze)	25%	
Orientation	Landscape	
Operation Hours	16 / 7	
Connectivity	Input	HDMI (2), Audio, USB 2.0 Type A
	External Control	RS232C In, RJ45 (LAN) In, IR In
Speaker	1W × 2ea	



**SE3KE**

55" 49" 43" 32"

Resolution	1,920 × 1,080	
Brightness	350 nit	
Surface Treatment (Haze)	1%	
Orientation	Portrait / Landscape	
Operation Hours	18 / 7	
Connectivity	Input	HDMI (2), DVI-D, RGB, Audio, USB
	Output	Audio
	External Control	RS232C In / Out, RJ45 (LAN) In, IR In
Speaker	10W × 2ea	



**SE3TE**

23"

Resolution	1,920 × 1,080	
Brightness	250 nit	
Orientation	Portrait / Landscape	
Operation Hours	16 / 7	
Connectivity	Input	HDMI, RGB, USB for Touch
	Output	Audio (Headphone Out)
Touch Type	P-Cap	



**LT340C**

49" 43" 32" 28"

Resolution	49", 43": 1,920 × 1,080 32", 28": 1,366 × 768
Brightness	49", 43": 400 nit 32": 240 nit 28": 200 nit
Audio	49", 43": Audio Output (10W + 10W) 32", 28": Audio Output (5W + 5W)
Speaker System	2.0 ch
Key Feature	Live TV and Advertisements on One Screen (Built-in TV Tuner)


## LG webOS Smart Signage Platform

webOS is a web-based multipurpose platform in which a variety of web applications are deployed and implemented. It helps digital signage maximize interaction with customers by going beyond its conventional function of advertisement and information delivery, which ultimately serves as a partner to make your business thrive.



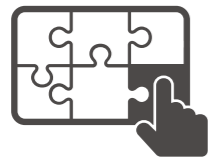
### Built-in Player

Powered by high-performance SoCs, it plays content with superb video graphic performance, without the need for a PC. Eliminating the need to purchase peripherals and extra cost for maintenance makes installation simpler and reduces the TCO.



### Web-Centric

Using the most common web programming languages, including HTML, JavaScript, and CSS offers familiarity when creating and adapting your applications for the webOS platform.




### Simple Customization

Free from any constraints, you can simply add interactive applications or external sensors to webOS signage for a higher level of customer engagement.



### Secured Communication

webOS ensures reliable communication between displays and web/data servers by supporting HTTPS and proxy servers.



### Content Management

webOS offers an embedded content management system equipped with an intuitive GUI, meaning that first-time users won't have to go through a complicated learning process to manage their displays.



### Monitoring and Control

Users can control and monitor the status of multiple displays in different locations in real-time, which is also available on internet-connected mobile devices, allowing you to rapidly respond to emergent situations.

## webOS Player

Even if you don't have an LG webOS-based signage or an old version of webOS signage, you can make full use of the benefit of webOS platforms by purchasing only a webOS player. The LG webOS player, WP400, upgrades your signage to webOS 4.0, allowing your old digital signage to perform its best.



### WP400

webOS Ver.	webOS 4.0	
Player Dimension (W x H x D)	258 x 36.5 x 186 mm	
Connectivity	Input	HDMI (2), DP, USB 2.0 (2)
	Output	HDMI, DP (Daisy Chain Only)
	External Control	RS232C In / Out, RJ45 In, IR In
Key Feature	UHD Playback, Embedded CMS, SuperSign Compatibility	

### To Become a Partner

<http://webossignage.developer.lge.com/discover/our-partners>

LG is always on the success of our partners' business and keeps our minds open to achieve that success. The webOS Signage Developer Site is a significant part of this. Once you become authorized as a webOS partner, you can not only download the essential sources such as SDK, SCAP libraries, or sample applications, but also get answers and technical support from LG.

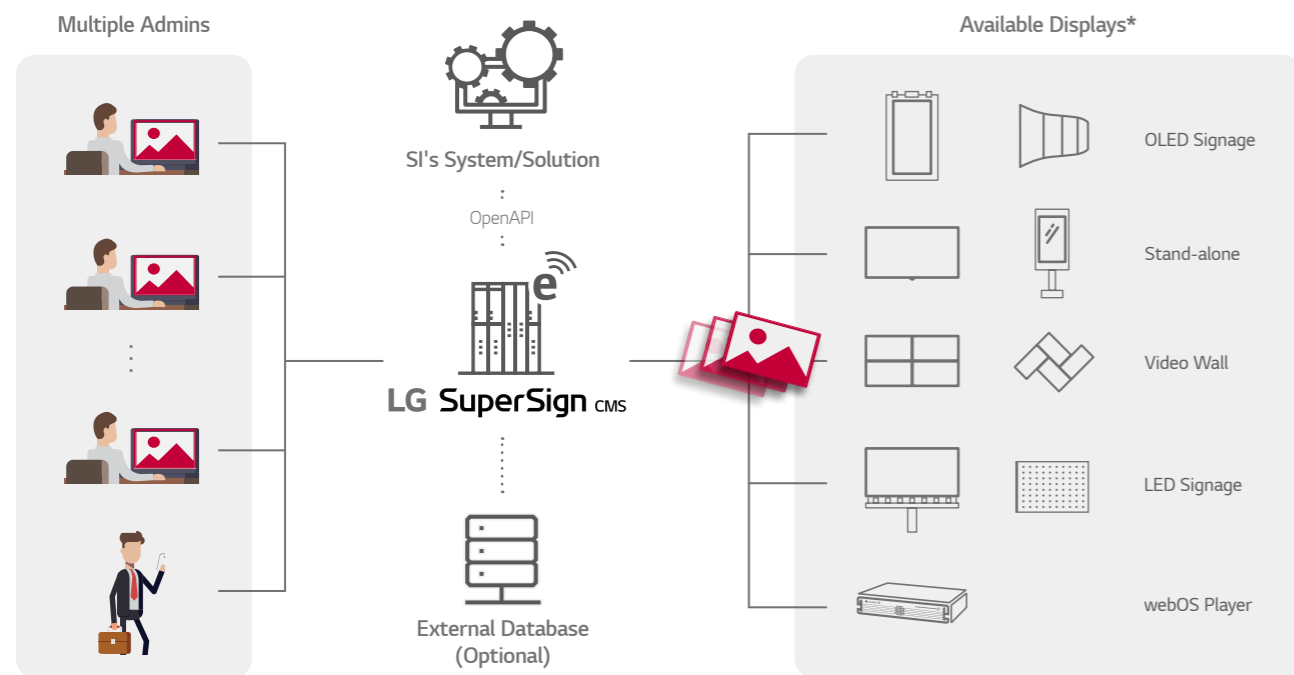
# LG SuperSign

## Software Solution

### SuperSign CMS

#### Versatile content management with enhanced usability

A variety of LG digital signage, whether stand-alone, outdoor, video walls, or LED signage, can be simultaneously connected and seamlessly managed by SuperSign CMS, with a single server. Administrators are free from the restraints of managing various display types and installation places, and they can operate an array of displays easily using a PC or mobile phone. Going a step further, SuperSign CMS offers OpenAPI, which allows system integrators to consolidate their solutions with SuperSign features and easily optimize them for LG digital signage, expanding the scope of its possible applications.



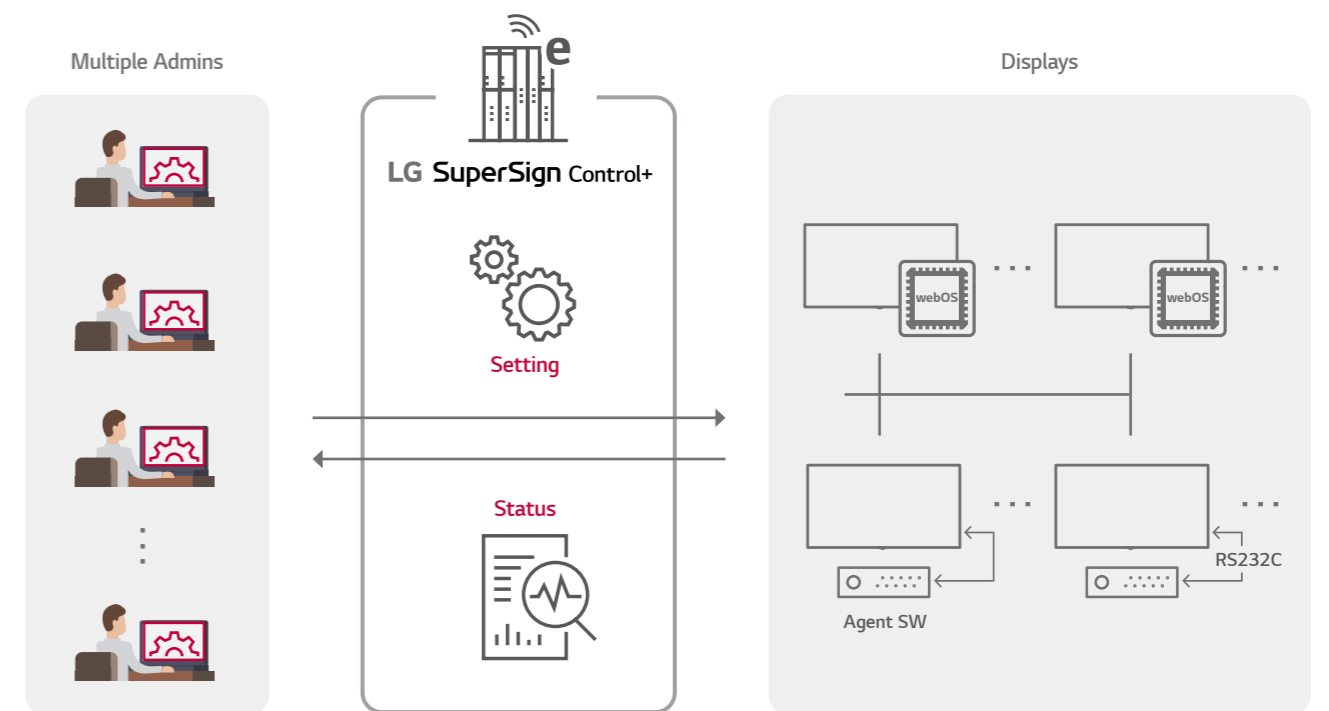
No. of Displays	~ 50	~ 500	~ 1000
Server Construction	Single Server	Single Server	Single Server
Recommended OS	Windows 7, Windows 8.1, Windows 10	Windows 7, Windows 8.1, Windows 10, Windows Server 2012 R2, Windows Server 2016	Windows 7, Windows 8.1, Windows 10, Windows Server 2012 R2, Windows Server 2016
CPU	Intel Core 2 Duo (2.5 GHz) or higher	Intel i7 or higher	Intel XEON E5-2676 v3 8 Core or higher
Memory	4 GB or more	4 GB or more	4 GB or more
HDD	40 GB or more of free space	40 GB or more of free space	40 GB or more of free space
Network Bandwidth	100 Mbps or higher	100 Mbps or higher	100 Mbps or higher
Browser	Internet Explorer 10 or later, Chrome 50 or later	Internet Explorer 10 or later, Chrome 50 or later	Internet Explorer 10 or later, Chrome 50 or later

\* Support may differ by model series.

### SuperSign Control+

#### Integrated Monitoring and Real-time Control

SuperSign Control+ is a remote control and monitoring software solution optimized for LG digital signage. It focuses on large scale deployment, supporting more than thousands of displays. Multiple accounts can access the SuperSign Control+ server via network to monitor the status of connected displays in real-time, control them, and adjust their setting values. As an ever-ready solution, it continuously monitors the status of displays and instantly sends out e-mail alerts to administrators when problems occur. Alerts and warnings can be customized according to various parameters such as power, fan and temperature as managers see fit.



	SuperSign Control+ Manager	SuperSign Control+ Agent
Recommended OS	Windows 7 64bit Platform, Windows 10 64bit Platform, Windows Server 2012 R2 64bit Platform	Windows 7, Windows 10, Windows Server 2012 R2
CPU	Intel XEON E5-2676 v3 8 Core or higher	Intel Core 2 Duo (2.5 GHz) or higher
Memory	8 GB or more	4 GB or more
HDD	40 GB or more of free space	40 GB or more of free space
Network Bandwidth	100 Mbps or higher	100 Mbps or higher
Browser	Chrome 50 or later	N/A

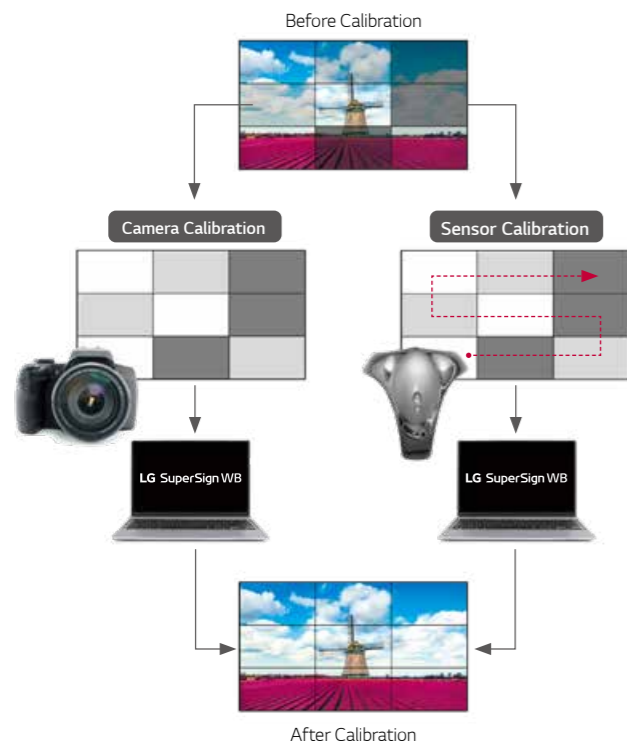
# LG SuperSign

## Software Solution

### SuperSign WB

#### Achieve Superb Color Consistency

Delivering stable and accurate color among connected displays is a key factor in determining the picture quality of a video wall. SuperSign WB adjusts the white balance to achieve this purpose by supporting camera and sensor calibration. Camera calibration lets users save time and manpower due to a simpler process than traditional sensor calibration, but it can recognize up to 3 x 3 layouts. So sensor calibration is recommended when a video wall layout has an irregular shape or is beyond 3 x 3 tiling.



#### Camera Calibration

Camera	DSLR Camera, Nikon D5300, D5500, D5600
Lens	AF-S DX NIKKOR 18-55 mm F3.5-5.6G VR II
Tripod	Doesn't matter
USB	One available Camera to PC (USB) connect cable Recommended : USB extender cable 10M (32 feet)
RS232	One available RS232 to PC (USB) connect cable Recommended : RS232 Serial extender cable 10M (32 feet)

#### Sensor Calibration

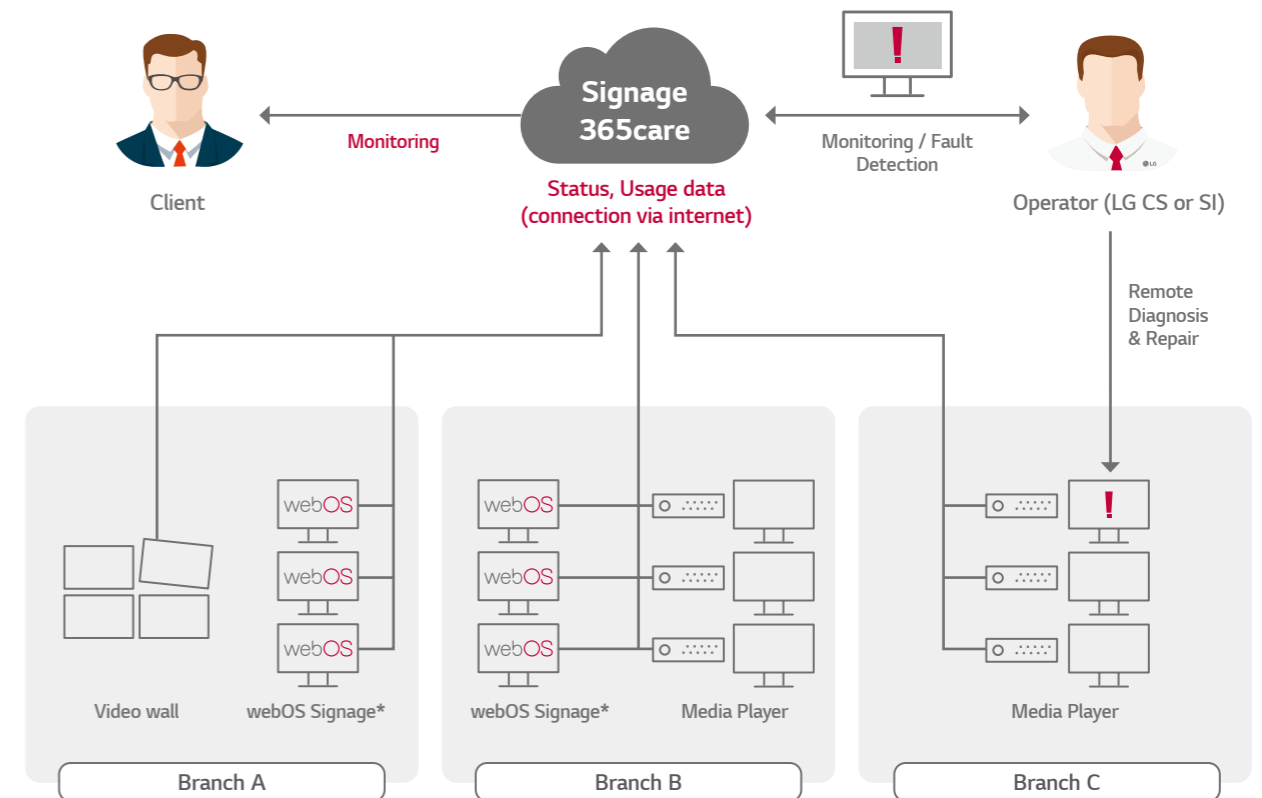
Supported Models	Spyder 3/4/5, i1 Display Pro, ACB8300, CA210/310
------------------	--

- Camera calibration is restricted to video wall models in configurations of up to 3 x 3.
- For optimal calibration results, your camera and video wall must each be facing the front center of the other.
- Install your camera in a horizontal orientation. Positioning your camera vertically may cause monitor detection to fail, which will lead to improper calibration.
- Only video walls configured in a square formation can be calibrated. Irregularly installed video walls are not supported.

### Signage365Care

#### Real-time Monitoring and Fault Detection

Signage365Care is a cloud service solution for remotely managing the operating status of signage displays installed in client workplaces. Through this service, causes of the fault can be easily identified prior to onsite visit, which leads to less time and cost for troubleshooting, ensuring the stable operation of a client's business.



\* The versions of webOS and displays supported are currently being expanded. For further details, please contact LG sales in your region.

## LG ExtendedCare Service

### LG ExtendedCare

LG's true value begins after purchase. LG ExtendedCare plans offer you different levels of protection so that you can choose the perfect way to manage your digital signage.



### Longer Warranty Brings You Relief

As digital displays become more advanced prices also increase. LG's extended warranty helps maintain your important asset in its best condition.



### Problems Solved as Quickly as Possible

Our LG service team will reach you within Next Business Day depending on the coverage you select, thereby minimizing downtime and quickly getting things up and running again.



### Leave It Up to Our Experts

Authorized and experienced LG service technicians will provide repair and reinstallation services so that you don't have to lift a finger.

<b>White Glove Service with Quick Swap</b>	<b>Quick Swap Service</b>	<b>Extended Warranty Service</b>
<b>Next Business Day Exchange</b>	<b>Next Business Day Exchange</b>	<b>Up to 5 years</b>

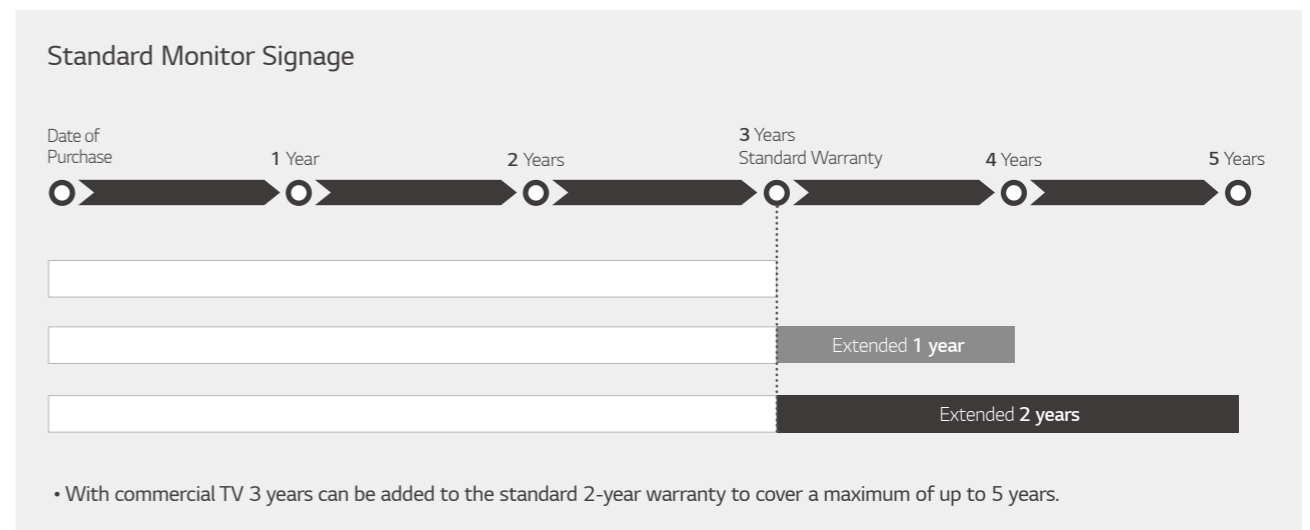
Authorized LG technicians will personally come to your location to exchange or deliver the product, providing an end-to-end service including deinstallation or reinstallation.

LG will ship replacement products for replacement directly to your location so that you can get your device up and running as soon as possible.

You can decide to add additional years to your existing warranty, to enjoy the fundamental care program provided by LG.



### Term Option



\* The information above is based on general standards. Please note that terms & conditions may vary from country to country.

\* Replacement products may be new, reconditioned, refurbished or otherwise factory remanufactured

\* The information above is based on general standards. Please note that terms & eligible products may vary from country to country.