



# FUZE PENDANT



The **FUZE PENDANT™** provides powerful illumination for a variety of house and area lighting applications. Crisp whites with a high CRI, plus subtle pastels and powerful pure colors with 16-bit dimming, allow for a wide range of smooth illumination and dynamic effects for any environment. At up to 11,000 lumens, the FUZE PENDANT is ideal for large areas and high-ceiling applications yet is compact enough to be adaptable to smaller spaces. It is convection cooled for absolute silence and has no fans or other moving parts for a long maintenance free product life.

Pendant and optional yoke or recessed ceiling options provide flexibility when finding the ideal mounting position and a variety of lens choices (45° included, 25°, 40°, 50°, or 100° optional) allow for precise light distribution. Industry standard power and DMX connections, plus included terminal block connections for power, emergency battery input and 0-10V control, support multiple permanent or temporary install requirements with a single product design.

- Full Spectrum 230W 5in1 LED Array**
- 2,400 - 8,500K Color Temperature**
- CRI 90 @ 3,200K**
- 11,000 Total Lumen Fixture Output**
- 45° Lens Included**
- Optional 25°, 40°, 50°, and 100° Lens Available**
- Compact Fanless Design**
- DMX, RDM, 0-10V and E-FLY Wireless Support**
- 48V Emergency Battery Input**
- Bare Wire Block Terminal Connections (connectors included)**
- Pendant Bracket (included)**
- Optional Yoke or Recessed Ceiling Mount Kits Available**
- Optional Half and Full Snoot Kits Available**

**PRODUCT SPECIFICATIONS**

**SOURCE**

230W 5-in-1 RGBWL (Red, Green, Blue, White, Lime) LED Array  
50,000 Hour Average LED Life\*

\*Test lab conditions. May vary depending on several factors including but not limited to:  
Environmental Conditions, Power/Voltage, Usage Patterns (On-Off Cycling), Control, and Dimming.

**PHOTOMETRIC DATA**

11,000 Total Lumen Fixture Output  
CRI 90 @ 3,200K  
45° Lens Included

**EFFECTS**

Color Temperature Control 2,400K - 8,500K  
Virtual Color Swatch Book  
Dimmer, Dimmer Color, RGBWL, RGBWL 16-bit, Standard, Extended, HSI, and HSI Extended Control Options  
Variable 16-bit Dimming Curves  
High Speed Electronic Shutter and Strobe  
DMX and Menu adjustable LED Refresh Rate Frequency

**CONTROL / CONNECTIONS**

8 DMX Channel Modes  
Standalone and Primary/Secondary Modes  
RDM (Remote Device Management)  
0-10V Dimming (Current-Sink)  
E-FLY™ Internal Extended Range Wireless DMX Transceiver  
4 Button Control Panel and OLED Menu Display  
Locking 5pin XLR Connector In/Out  
Locking IP65 Power Connector In  
3pin Wire Terminal Block (12-24 AWG, 4.0 - 0.25mm<sup>2</sup>)  
5pin Wire Terminal Block for 0-10V, DMX (24 AWG / 0.25mm<sup>2</sup>)  
2pin Wire Terminal Block for 48V Emergency Battery Input (24 AWG / 0.25mm<sup>2</sup>)

**SIZE / WEIGHT**

Length: 12.5" (318mm)  
Diameter: 7.8" (197mm)  
Weight: 15.8lbs. (7.2 kg)

**ELECTRICAL / THERMAL**

AC 100-240V - 50/60Hz  
Max Power Consumption 230W  
14°F to 113°F (-10°C to 45°C)

**APPROVALS / RATINGS**

CE | cETLus | IP20

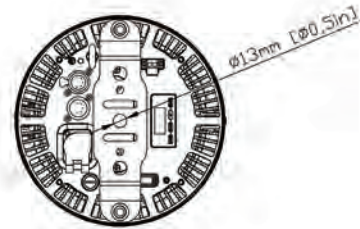
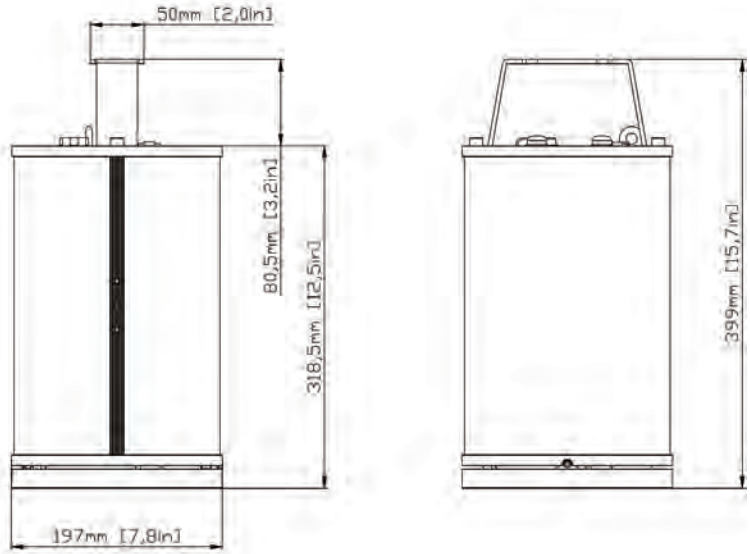
Specifications and documentation subject to change without notice.



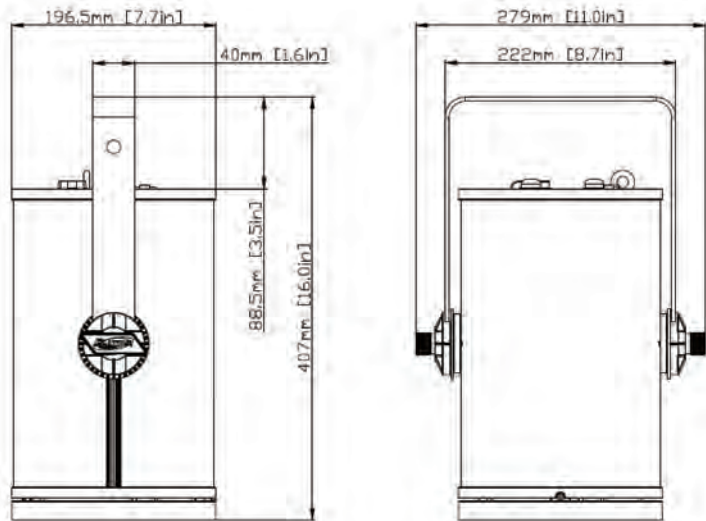
**ORDERING INFORMATION**

SKU (USA)	SKU (EU)	ITEM
FUZ260	1237000225	Fuze Pendant
FUZ271	1237000267	Fuze Pendant White
FPL100	1237000269	Fuze Pendant Lens 100°
FPL50	1237000228	Fuze Pendant Lens 50°
FPL40	1237000243	Fuze Pendant Lens 40°
FPL25	1237000229	Fuze Pendant Lens 25°
FPCMK	1237000244	Fuze Pendant Ceiling Mount Kit
FPYMK	1237000245	Fuze Pendant Yoke Mount Kit
FPHS	1237000246	Fuze Pendant Half Snoot
FDFS	1237000247	Fuze Pendant Full Snoot

**DIMENSIONAL DRAWINGS (PENDANT BRACKET ATTACHED)**



**DIMENSIONAL DRAWINGS (YOKE BRACKET ATTACHED)**



DRAWINGS NOT TO SCALE

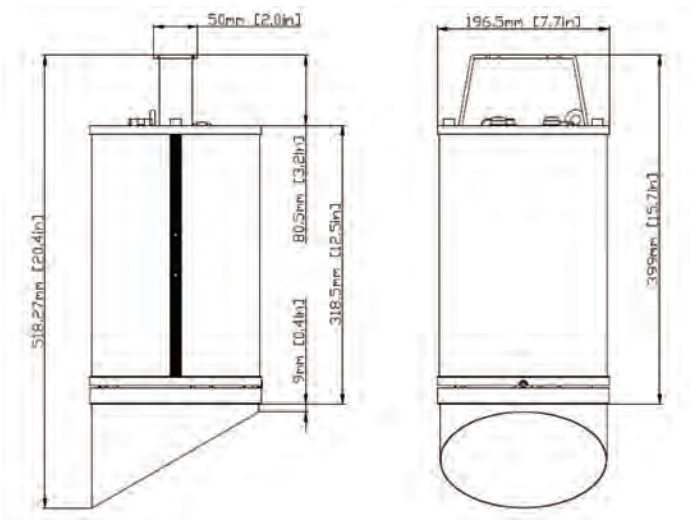


Specifications are subject to change without notice ©Elation Professional 12/21/2022

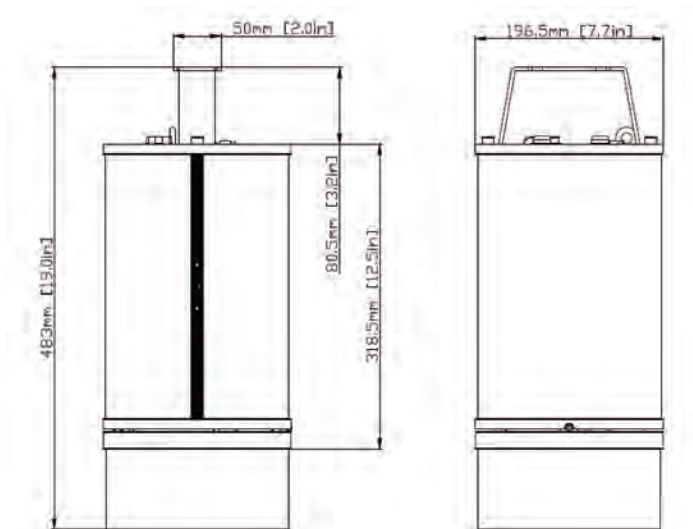
Elation Professional USA | 6122 S. Eastern Ave. | Los Angeles, CA. 90040  
323-582-3322 | 323-832-9142 fax | www.elationlighting.com | info@elationlighting.com

Elation Professional B.V. | Junostraat 2 | 6468 EW Kerkrade, The Netherlands  
+31 45 546 85 66 | +31 45 546 85 96 fax | www.elationlighting.eu | info@elationlighting.eu

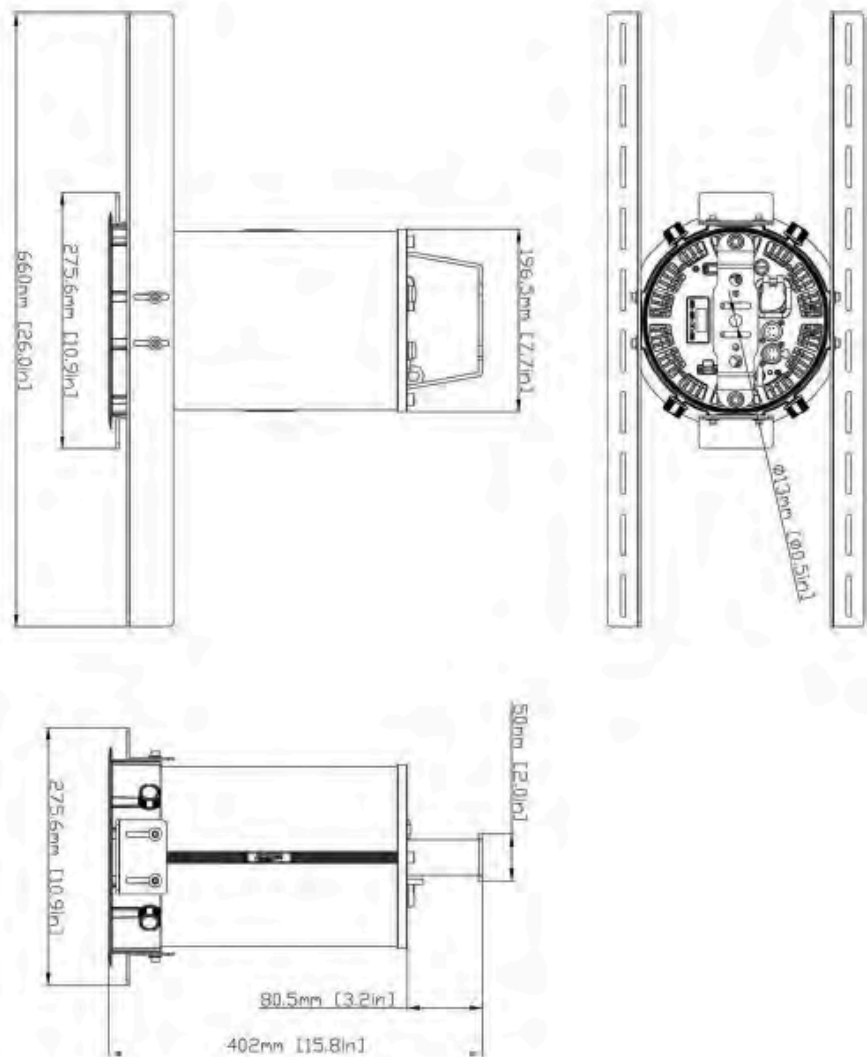
**DIMENSIONAL DRAWING (HALF SNOOT ATTACHED)**



**DIMENSIONAL DRAWING (FULL SNOOT ATTACHED)**



**DIMENSIONAL DRAWING (RECESSED CEILING KIT)**



DRAWINGS NOT TO SCALE

Specifications are subject to change without notice ©Elation Professional 12/21/2022

